



Whole of Home

CLASSIC

SERIES 2

Tried, tested, and trusted performance.



That's better. That's Actron.



ActronAir

ActronAir. Because Australia needs Australian air conditioning.

CLASSIC
SERIES 2

The year 1984 saw Advance Australia Fair become our National Anthem, the 1 dollar coin come into circulation and a small family air conditioning business open its doors. Today, ActronAir is a proud Australian company recognised for making world-class air conditioners. Well, it stands to reason. The team at ActronAir experience our harsh Australian conditions first hand, and our climate places demands on air conditioning not found in other parts of the world.

And that's why ActronAir's engineers have developed the most advanced air conditioning systems specifically for the unique and harsh Australian environment.

Classic by name, classic by nature. ActronAir's Classic is tried, tested and trusted for Australia.




**More than
a quarter of a
million Aussies
take comfort in
ActronAir**

Live better year round with Classic comfort

Stay cool in summer and warm in winter, live better all year round with Classic comfort control. ActronAir's Classic ducted system is engineered to deliver better comfort with better control, to heat or cool your whole house, or just a few areas.



A superior operating range made for Australia

Most overseas air conditioners are only designed with a maximum temperature range of 43°C to 46°C. The made-in-Australia for Australia Classic operates up to 50°C. Big deal? Yes.

The temperature around the outdoor unit can reach far higher than what they're saying on the weather report due to direct sun or heat radiating off the ground. They're often located against a wall or fence where there's low air circulation.

Classic not only operates at higher temperatures, it also performs at a higher capacity leading up to that peak temperature.



Nothing beats performing under extremes. Engineered for Australia, you can trust ActronAir to be there when you need it most.



Mark 'Frosty' Winterbottom
V8 Supercars Champion & ActronAir Brand Ambassador

Smarter outside



Vertical discharge

The Classic's clever outdoor unit features a vertical, rather than horizontal, discharge of air. Unlike most overseas brands, we're well aware that the side of the Australian home is not only a handy space for an outdoor unit, but is also often tight. And we know if you don't let hot air escape it will surround the unit, reducing its performance and in turn lead to higher energy consumption. That's why we've engineered the Classic to release hot air upwards, rather than pushing air straight into the neighbour's fence.

Unheard of technology



Efficient EC fan

The highly efficient EC fan used in our Classic range delivers superior airflow, with quieter starting and stopping, making it perfect for sleeping babies or shift workers.

Here for the long haul



Coated coil protection

ActronAir uses blue fin epoxy coated protection on the Classic's indoor and outdoor coils. It reduces corrosion from the harsh Australian conditions, as well as assisting the defrosting process, thus improving heating efficiency.



Aussie tough



Louvered grille

The Classic range is engineered using only the very best quality components. With its unique powder coated, louvered grille guard, it ensures better airflow and protection against Australia's toughest conditions.

Quieter operation



3 speed outdoor fan

The Classic features a 3 speed outdoor fan,* allowing for smoother, quieter operation. Provides cooling operation down to +5°C.

Turn on, bliss out



A smarter start-up

In winter, some air conditioners when turned on blast out unheated air until the indoor heating coil catches up. ActronAir engineers developed a better way. Classic has a smart preheat delay function so that the coil heats up before the fan comes on. That's better - simple and smart.

Pick up where you left off



Auto-restart

Blackout? No problem. Our Classic restarts automatically in its last programmed setting once the power is restored, which means you don't have to take the time to reprogram your system.

*Excludes CRA100S.

Better Zoning = Energy Efficiency and Comfort

What's zoning and why do I need it?

Zoning is a pretty straight forward idea. You simply divide your home into smaller areas that can then be conditioned individually, letting you turn them on and off to suit you, which provides better comfort and greater energy efficiency. Think of lights in a home - when you leave a room you turn off the light to save electricity, right? Well, zoning allows you to do the same with your air conditioning.



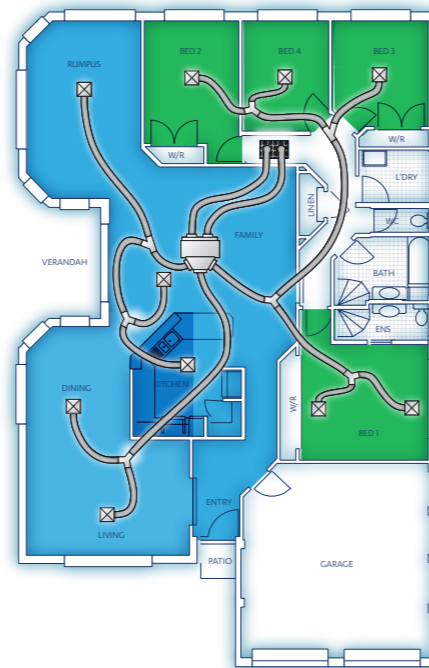
Classic zoning can save you money

With Classic Zoning, you can separate your house in up to 8 zones to maximise energy efficiency. Put simply, the more zones you have the more savings you can achieve. As long as you have your main or 'common' zone on to handle excess air flow, Classic zoning allows you to turn off other zones when they're not needed, which can save you money.

Zoned to suit you

You can also use Classic Zoning to design an air conditioning solution based on how you want to use it.

For example, if you only ever need to comfort half of your house at any one time - say a 'Day Zone' that covers your living areas throughout the day, and a 'Night Zone' that comforts your bedrooms overnight - then with Classic Zoning you can size your air conditioning unit based on only half the size of your house. That way you don't waste energy cooling rooms that aren't in use, and thanks to using a smaller unit you can live in comfort whilst also being extremely energy efficient.



Better Service

Local service you can count on

Our Classic is designed and manufactured in Australia, so you'll never have to call far or wait long for service and support.

Our National Service Network has service staff on the ground and parts on the shelves. They're friendly, reliable and prompt. Furthermore, ActronAir's 5 year warranty will keep you comfortable with absolute peace of mind.

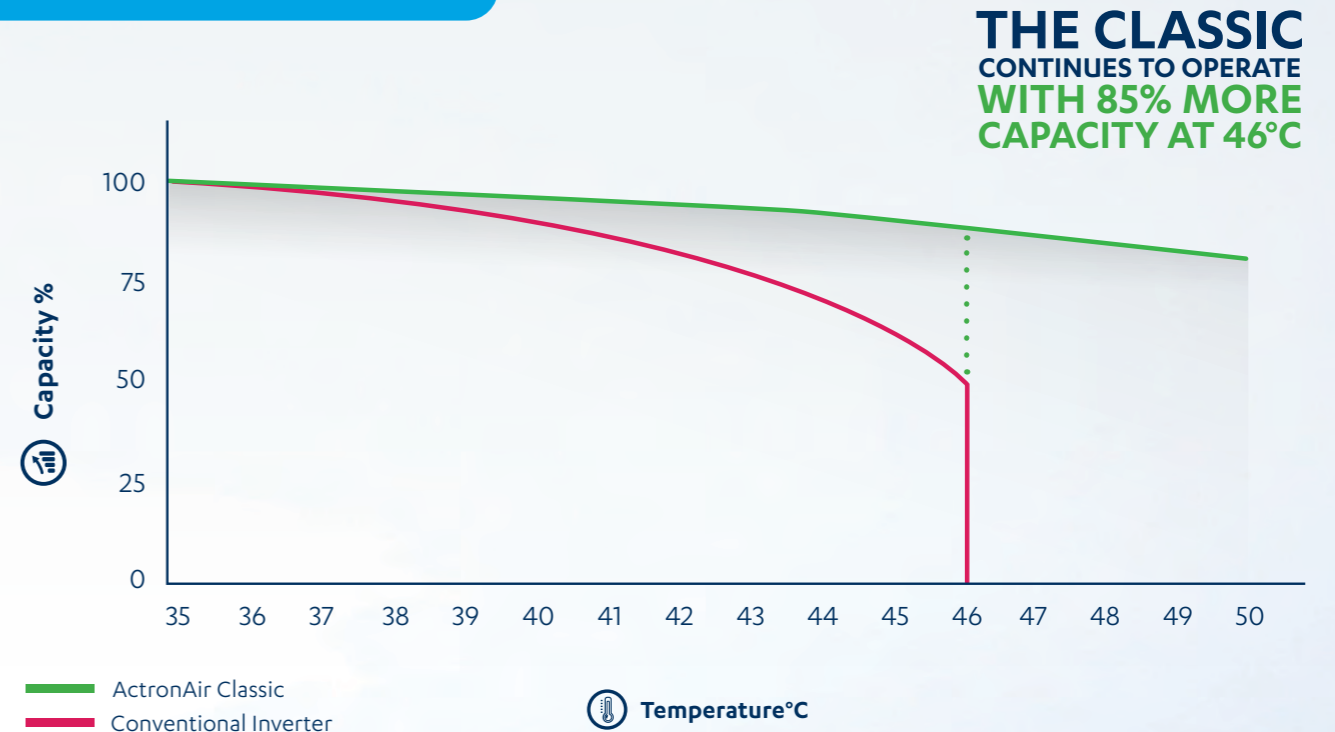
Better Performance

Engineered for Australia

Made with a superior operating range of -10°C to 50°C, and a host of innovative features, ActronAir's Classic ducted system is engineered to withstand the hottest and coldest conditions Australia can throw at it.

Where other air conditioners struggle and shut down, the Classic will be there for you when you need it most.

Capacity Comparison Chart



From zero to comfort – quickly

Our Classic also gets up to speed much faster. It's perfect for when you arrive home on a sizzling summer's day, or freezing winter's night, and need to get comfy fast. A conventional inverter can take between 5 and 10 minutes to get up to full capacity, meaning it will take longer to cool or heat your space, whereas our Classic system can get up to maximum capacity almost immediately.

Three speeds for wider and quieter operation

Our Classic system's outdoor unit features a 3 speed fan that not only provides cooling in temperatures as low as +5°C, but also allows for quieter operation.*

*Excludes CRA100S.

The best analogue control on the market

Available in your choice of grey or white and featuring an attractive and easy to use design, the L Series comes packed with features such as NFC and integrated zoning. Finally, we believe the best results come when the controller and the air conditioner are designed with each other in mind - that approach is why the L Series operates seamlessly on the Classic Series 2 series to provide optimum control and performance.



130 mm width



130 mm height

Controller shown at actual size

Integrated zoning



8 zones under your control

An 8-zone touch pad is conveniently integrated into the master controller, removing the need for you to install a stand alone zoning control on your wall.

Clean and simple design



Easy on the eye, easy to understand

The L Series features an attractive design that is logical and user-friendly, with controls in easy to read 'plain English'.

No manual? No problem



Near Field Communication (NFC)

The master controller comes with NFC included as standard, providing quick and easy access to operating instructions.

Designed to suit you



Your choice of colour

The L Series is available in your choice of grey or white, allowing you to choose the colour that suits your home best.

Program your comfort



Advanced features made easy

The L Series offers advanced scheduling functions, including a 7 day 24 hour programmable timer, that makes managing your comfort completely 'set and forget'.

Precise temperature control



Choose your custom comfort

Now you can set your desired temperature in 0.5°C degree increments, allowing you to pick the temperature that suits you best.



Make a smart connection to comfort

The Classic Series 2 also has the ability to operate with a bridging platform that, when used in conjunction with an ActronAir BMS card, can assist in integrating with over 40 home automation systems, including:



NEO

Better Control Upgrades

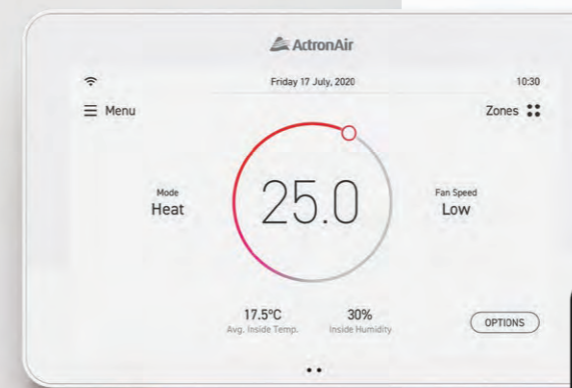
Compatible with our Advance and Classic series 2 ducted systems, NEO is ActronAir's latest entry in a line of award winning control products. Building on the unique design and superior performance that ActronAir controls are known for, NEO brings the best in premium control technology to more people than ever before.

The best design. The best usability. The best included features. The best mobile control.

It truly is control in style.

212 mm width

Controller shown at actual size



Physical Dimensions (mm)
118mm x 212mm x 17mm (HxWxD)
Weight (grams)
450gm (360gm without mounting bracket)
Build Materials
Toughened Glass Front, ABS Plastics Back



- 1 Your choice of colour**
Available in Jet Black or Ceramic White, to suit every taste.
- 2 LED Wall Glow**
Attractive colour coded LED wall glow let's you know when your system's on and what mode it's in.
- 3 Custom, easy to use design**
Designed by ActronAir from the ground up, the elegantly simple and intuitive User Interface makes navigation a breeze.
- 4 Integrated Zoning**
No need for clunky bolt-on zoning modules - NEO comes with zoning integrated as standard, allowing you to control all of your zones from the NEO Touch Controller. Best of all, each zone can be easily updated with a custom name that suits you best.
- 5 Near Field Communication (NFC)**
NEO comes with NFC included as standard, providing quick and easy access to operating instructions.
- 6 Precise comfort control**
Now you can set your desired temperature in 0.5°C degree increments, allowing you to pick the temperature that suits you best.
- 7 Program your comfort**
NEO offers a 7 day 24 hour programmable timer, that makes managing your comfort completely 'set and forget'.



Come home to comfort with NEO Connect

The all new NEO Connect app has been developed to ensure the ease of use and functionality in NEO carries across to the NEO Connect application. Included as standard, the NEO Connect app allows you to connect with comfort from mobile or tablet from virtually anywhere in the world.



Free NEO Connect Mobile App available on



Technical Specifications

Classic Split Ducted Standard Cycling (10.16-22.35kW)

Technical Information										
OUTDOOR MODEL		CRA100S	CRA130S	CRA150S	CRA170S	CRA130T	CRA150T	CRA170T	CRA200T	CRA230T
INDOOR MODEL		EVA100S	EVA130S	EVA150S	EVA170S	EVA130S	EVA150S	EVA170S	EVA200S	EVA230S
¹ Total (Gross) Capacity (kW) (AS/NZS3823.1.2)	Cooling (Rated)	10.56	12.75	15.29	17.38	13.00	15.27	17.56	19.69	22.95
	Heating (Rated)	10.12	11.69	14.84	17.02	11.85	14.45	17.38	18.75	22.30
Nett (Rated) Capacity (kW) (AS/NZS3823.1.2)	Cooling	10.16	12.24	14.97	16.80	12.40	14.68	16.99	19.06	22.35
	Heating	10.62	12.17	15.12	17.57	12.30	15.00	17.92	19.34	23.00
Input Power (kW) (AS/NZS3823.1.2)	Cooling	3.08	3.75	4.56	5.15	3.68	4.43	5.04	5.86	6.59
	Heating	2.96	3.34	4.16	4.76	3.24	3.95	4.58	5.23	6.15
² EER Rated (AS/NZS3823.1.2)	Cooling	3.30	3.26	3.28	3.26	3.37	3.31	3.37	3.25	3.39
	Heating	3.59	3.64	3.63	3.69	3.80	3.80	3.91	3.70	3.74
Power Supply (V/Ph/Hz)	Outdoor	230V/1Ph + N/50Hz				400V / 3Ph + N / 50Hz				
	Indoor	230V/1Ph + N/50Hz				230V / 1Ph + N / 50Hz				
Rated Load Amps (AS/NZS3823.1.2)	Outdoor/Indoor/Total	10.9/2.8/13.7	13.9/3.8/17.7	17.7/2.5/20.2	19.7/4.3/24.0	6.3/4.2/10.5	7.1/4.2/11.3	8.7/4.1/12.8	9.0/4.5/13.5	12.0/4.8/16.8
	Full Load Amps (AS/NZS3823.1.2)	20.5/3.5/24.0	23.1/4.3/27.4	24.0/4.3/28.3	30.7/4.3/35.0	8.3/4.3/12.6	11.7/4.3/16.0	12.3/4.3/16.6	13.9/5.9/19.8	15.9/6.4/22.3
⁴ Circuit Breaker Amps		25.0	32.0	32.0	40.0	16.0	20.0	20.0	20.0	25.0
IP Rating	Outdoor	IP44								
	Indoor	IP20								
Compressor	Type/No. per Unit	Compliant Scroll/1								
	Starting Method	Soft Starter				D.O.L.				
No. Refrigeration Circuits/No. Capacity Stages (Capacity range)		1/1 (100% capacity)								
Refrigerant		R410A								
Fans (Type x Number per unit)	Outdoor	Axial/6 Pole External Rotor/Direct Drive x 2								
	Indoor	Single Deck Centrifugal / ECM Direct Drive x 1	Twin Deck Centrifugal/ECM Direct Drive x 1							
Airflow Range Indoor (l/s)	Maximum	575	750	880	900	750	880	900	1150	1380
	Nominal	500	650	770	850	650	770	850	1000	1200
	Minimum	425	590	690	770	590	690	770	900	1020
External Static Pressure (Pa) at:	Maximum Airflow	62	120	120	116	120	120	116	146	139
	Nominal Airflow	141	206	218	164	206	218	164	188	225
Outdoor Dimensions (mm)	Depth	535	580	580	580	580	580	580	685	685
	Height	940	990	990	1045	990	990	1045	1045	1105
	Width	1245	1320	1320	1460	1320	1320	1460	1460	1685
Indoor Dimensions (mm)	Depth	595	615	615	615	615	615	680	680	695
	Height	410	412	412	412	412	412	435	435	485
	Width	850	1090	1290	1290	1090	1290	1420	1420	1470
⁵ Nominal Weight (kgs)	Outdoor	121	132	133	156	130	132	155	158	195
	Indoor	37	49	53	56	49	53	56	72	78
⁶ Sound Pressure Level (dBA)	Outdoor (low/med/high fan)	48.0/ - /50.8	45.3/48.5/52.0	50.4/51.3/53.1	45.3/48.5/52.0	50.4/51.3/53.1	45.3/48.5/52.0	50.4/51.3/53.1	44.4/48.3/58.4	44.4/48.3/58.4
⁷ Sound Power Level (dBA)	Outdoor (low/med/high fan)	68.6/ - /70.5	66.3/68.4/71.5	69.8/70.7/73.1	66.3/68.4/71.5	69.8/70.7/73.1	66.3/68.4/71.5	69.8/70.7/73.1	65.6/68.9/78.5	65.6/68.9/78.5
MEPS Compliant		Yes	Yes	Yes	Yes	Yes	Yes	Yes	Yes	Yes
⁸ Demand Response Capability (AS4755.3)		Capable	Capable	Capable	Capable	Capable	Capable	Capable	Capable	Capable

Foot Notes 1-8

- Based on unit rating excluding indoor fan kW.
- EER Rated = Energy Efficiency Ratio (Rated Capacity Cooling / Rated Input Cooling).
- COP Rated = Coefficient of Performance (Rated Capacity Heating / Rated Input Heating).
- Refer to AS/NZS 3000 "Australian/New Zealand Wiring Rules" for more details.
- Refer to Catalogue Unit Weight Distribution Guide section for details of weight points.
- Sound Pressure Level at 3m distance is determined as the measured sound pressure at 3m perpendicular to the coil side of the condenser. Sound levels are determined in an anechoic chamber and may differ once the unit is installed due to ambient conditions.
- Measured based on ISO 3743-1, Determination of Sound Power Levels and Sound Energy Levels of Noise Sources Using Sound Pressure.
- Third party inputs and Remote ON/OFF functions will be lost if Demand Response outdoor board is installed.

Controller Specifications

Control Options	
L Series Wall Controller - LR7-1W (White) or LR7-1G (Grey)	Up to 3
NEO Touch Wall Controller - NTW-1000 (White) or NTB-1000 (Black)	Up to 2
Remote Sensors	Up to 3
BMS and Home Automation Compatibility (ICUNO-MOD)	Optional

L Series

Specifications	
Compatible with ActronAir Series	Advance Series, Classic Series 2
Screen	Enhanced LED backlight, segment display
Temperature Sensor	Yes
Dimensions (mm)	130mm x 130mm x 14.4mm (HxWxD)

NEO Touch Wall Controller

Specifications	
Compatible with ActronAir Models	Advance Series, Classic Series 2, Variable Capacity Commercial
Screen	7" Touchscreen, 1024x600, IPS - Wide viewing angle, enhanced backlight
Wi-Fi compatibility	802.11 b/g/n 2.4 GHz
Temperature Sensor	Yes
Humidity Sensor	Yes
Proximity/Light Sensor	Yes
Dimensions (mm)	118mm x 212mm x 17mm (HxWxD)

NEO Connect Mobile App

Specifications	
Compatible with ActronAir Models	NTW-1000, NTB-1000
Platform	iOS and Android
OS Requirements	iOS 9 or later – Android Version 6 Marshmallow or later
Connection Requirements	Wi-Fi or Mobile Data with Internet access

Important Notes:



- The Local Electricity Supply Authority may require limits on - starting current, running current and voltage drop, please check prior to purchase.
- When the outdoor temperature exceeds the rated conditions, the cooling/heating capacities may decrease the rated nett values.
- Specifications subject to change without notice.

Rated Conditions:

Cooling: 35°C DB Outdoor / Air Entering Indoor 27°C DB, 19°C WB
 Heating: 7°C DB, 6°C WB Outdoor / Air Entering Indoor 20°C DB

Warranty:

For full terms and conditions of ActronAir warranty, please refer to warranty terms document - www.actronair.com.au





ActronAir

That's better. That's Actron.

actronair.com.au
1300 522 722



Designed and built
in Australia